

Rise

Wall mount display



Brushed stainless steel



Aluminium



Glass

FEATURES

- On- wall installation
- Brushed stainless steel/ Aluminium/ Glass front frame (depending on the model)
- Integrated wall mount

- Security anti-theft locking system
- Maintenance free
- HDCP compliant
- Easy to install
- Energy saving design

GENERAL

Rise displays have been designed to be wall mounted.

Rise displays are available in several sizes, from 10" to 22" and finished in glass with black marking, brushed stainless steel or in aluminium. This compact monitor range comprises full stand-alone monitors with external power supply and integrated wall mounts with security locking to prevent theft. Rise monitors fit onto standard wall brackets.

TECHNICAL SPECIFICATIONS

Display

Size	15.6" FULL HD widescreen
Resolution	1920 (h) x 1080 (v)
Brightness	400 cd/m2
Contrast ratio	1500:1
Pixel	0.1792 (h) x 0.1792 (v) mm
Viewing angle	85° / 85° (u/d) / 85° / 85° (l/r)
Viewing area	344.16 (h) x 193.59 (v) mm
LED backlight lifespan	50.000 hrs
Response time	Rr + Tf =35 ms
Temperature (operating/storage)	Operating 0°C – +40°C Storage -20°C – +60°C

Materials

Cabinet	Available with front in aluminium (A), stainless steel (I), or glass (G)
---------	--

Connectivity

Input signal	DVI-I (1 input) – HDCP Compliant DVI-D (1 input) – HDCP Compliant
--------------	--

Electrical

Lowv voltage (external power supply)	100-240Vac, 47/63Hz, 12Vdc
Power consumption	50W

Mechanical

Dimensions	422 x 271.50 x 73.50 mm [16.61"x10.69"x2.89"]
Weight	4.1 Kg / 9 lbs (Stainless Steel & Aluminium)
	4.6 Kg / 10.1 lbs (Glass)
Shipping Dimensions:	
Weight	5.1 Kg / 11.2 lbs (Stainless Steel & Aluminium)
	5.6 Kg / 12.3 lbs (Glass)
Shipping Box	480 x 380 x 160 mm

OPTIONS

- Touch screen
- Integrated industrial PC
- RS-232 remote control
- HD-BaseT for Video and Power over a single Cat5 cable

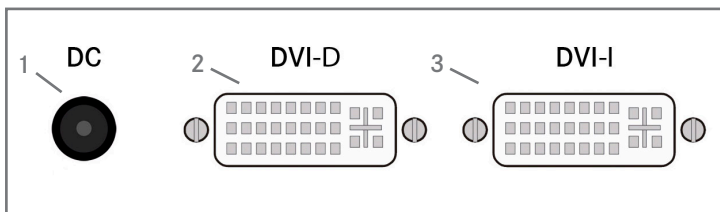
CERTIFICATIONS

- CE

WARRANTY

- 2 years general warranty

CONNECTIVITY PANEL



CONNECTIVITY

- 1- Power input
- 2- DVI 2 video input
- 3- DVI 1 / DVI A video input

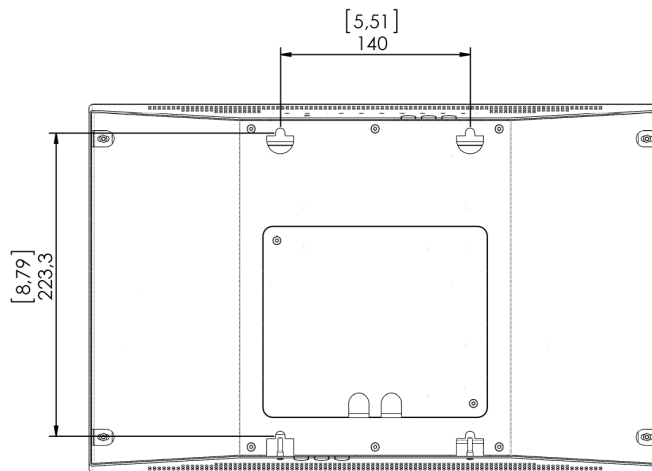
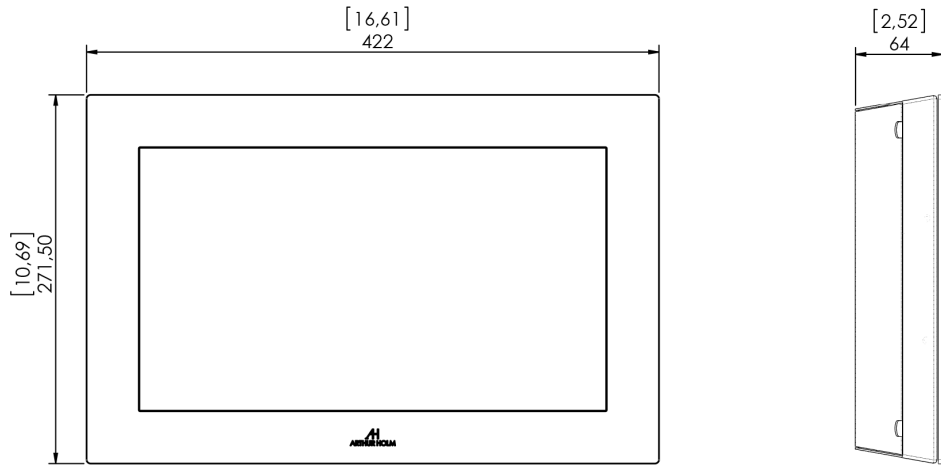
ARCHITECT'S SPECIFICATIONS

Professional 15.6" widescreen on-wall monitor. Frame available in aluminium, stainless steel or glass. DVI-I and DVI-D connectors. HDCP compliant inputs. Easy mounting, no need special bracket to install. External power supply.

ARTHUR HOLM

Albiral Display Solutions SL · Fàtima, 25 Sant Hipòlit de Voltregà 08512 Bcelona, Spain · +34 938 502 376 · marketing@arthurholm.com
www.arthurholm.com

Arthur Holm is a registered brand of Albiral Display Solutions SL. Specifications subject to change without previous notice.



WALL SCREWS PATTERN (140 x 223,3)

